




Redefining Performance.

L9™ For Motorhomes.



You deserve a diesel. Building on a legacy of proven reliability, the L9 for 2017 and newer products features a Single Module™ aftertreatment, reliability improvements and even longer extended coverage options.

Cummins L9 Features And Benefits.

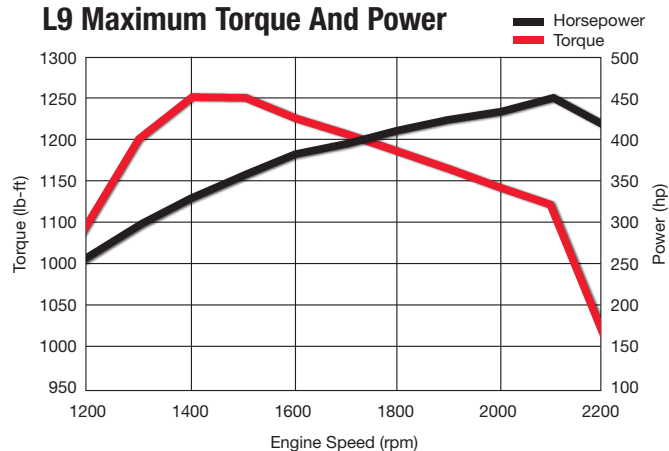
- **American Ingenuity** – It's designed in Indiana and built in North Carolina, for maximum reliability.
- **Proven Performance** – Building on a legacy of over 5 million C/L Series engines built, with over 30 years of continuous improvement, for total confidence.
- **Better Downhill Control** – With the VGT exhaust brake and optional compression brake, you get longer service brake life.
- **Best Power-to-Weight Ratio In Motorhomes** – Leaving more capacity for what you want to bring.
- **More Room for Your Gear** – Cummins new Single Module aftertreatment weighs up to 30 percent less and is 70 percent smaller than the previous aftertreatment, with improved efficiency.
- **Longer Life** – Heavy duty design with updated replaceable wet cylinder liners and roller cam followers.
- **Peace of Mind** – With a standard 5-year/100,000-mile base warranty and optional full engine coverages up to eight years, we've got you covered.
- **Cummins on Every™ Corner** – Over 3,500 authorized locations across North America, to support parts and service needs
- **One Source for Service** – Your local distributor supports both Cummins engines and Cummins Onan® generators.
- **World-Class Support** – Call 1-800-DIESELS™ (1-800-343-7357) for answers to your questions and support for your service needs.
- **Connected Solutions** – Combine with QuickServe® Online Mobile, Cummins Fault Advisor and Connected Diagnostics,™ for even better support.
- **INSITE™ Mobile** – This app enables downloading of critical engine and operational data to mobile devices, for accurate reporting.



L9 For Motorhomes.



L9 Maximum Torque And Power



Single Module Aftertreatment System

L9 Ratings

Engine Model	Advertised HP (kW)	Governed Speed (RPM)	Peak Torque LB-FT (N•M) @ RPM
L9 450	450 (336)	2200	1250 (1695) @ 1400
L9 400	400 (298)	2200	1250 (1695) @ 1400
L9 380	380 (283)	2200	1150 (1559) @ 1400
L9 350	350 (261)	2200	1000 (1356) @ 1400
L9 330	330 (246)	2200	1000 (1356) @ 1400
L9 300	300 (224)	2200	860 (1166) @ 1300

L9 Maintenance Intervals

Maintenance Item	Miles/Kilometers	Hours	Months
Oil and Filter	20,000 MI 32,000 KM	500	12
Fuel Filter	20,000 MI 32,000 KM	500	12
Overhead Adjustment	150,000 MI 240,000 KM	5,000	48
Coalescing Filter	60,000 MI 96,000 KM	2,000	

Consult your chassis and engine Owners Manuals for more information.

L9 Specifications

Configuration	Inline 6	
Displacement	543 CU IN	8.9 L
Lube Oil Capacity	24-28 QT	23-26 L
Idle Speed	700-800 RPM	
Optional Compression Brake	Up to 370 HP @ 2600 RPM	
No Load Governed Speed	2400 rpm	
Engine Weight (Dry)	1,695 LB	769 KG
Aftertreatment Weight	132-179 LB	60-81 KG
Injection Pressure	32,000 PSI	
Biodiesel Compatibility	Up to B20	

Get The Latest Information. Right Now.

Need more information about the Cummins L9 engine? Visit cumminsengines.com/rv. To learn more about Cummins Onan generators, visit power.cummins.com/rv. Visit quickserve.cummins.com for maintenance and parts information.



Cummins Inc.
Box 3005
Columbus, IN 47202-3005
U.S.A.

Phone: 1-800-DIESELS™ (1-800-343-7357)
Internet: cumminsengines.com

Twitter.com/CumminsEngines
YouTube.com/CumminsEngines

Bulletin 5410638 Printed in U.S.A. 11/16
©2016 Cummins Inc.