




TIFFIN MOTORHOMES

WHEREVER YOU GO, WE GO.

Congratulations on your purchase of a Tiffin Motor Home.

This Motor Home features the Brilliant Light by Starlights, Inc., which allows you to customize your lighting to your specific needs. Here are some of the options you may consider...



Brilliant Light 3002™
includes a 250 lumen LED bulb



Brilliant Light 3003™
includes (2) 250 lumen LED bulbs

Introducing The Worlds' First Fully Customizable 12 Volt Light Fixture:

- Base unit may be upgraded with the following module functions
 - Motion Detector - light when and where you need it
 - LED Night Light - subtle light for nighttime convenience
 - Dimmer Dial - dim your light to your preference
 - Day/Night Sensor - never return to a dark home again
- No rewiring necessary. Simply plug in the modules and the light reprograms itself



Replacement Lens 3009™



Dimmer Dial 3004™



LED Night Light 3005™



Motion Detector 3006™



PCB Adapter 3007™

(required for installing any above modules)



Day/Night Sensor 3008™



**BL-300™
Replacement LED**



Scan here for more Brilliant Lighting ideas


1. Open your Smartphone App store/function
2. Search for "QR Code Reader", and download the free version
3. Then, simply scan the codes on the packages

**Star
Lights**
INCORPORATED

**Where Bright Ideas
Are Just The Beginning™**



www.starlightsinc.com



Dimmer Dial Module (BL 3004) - You can dim your light to your preference. It can dim an LED bulb, ideal for setting a mood, or just conserving more energy.




LED Night Light Module (BL 3005) - Produces a nice soft light at night allowing you to move about without disturbing others. May be turned on or off at the switch. Ideal for children, pets or anyone who need a little extra light at night, without depleting your battery.



Motion Detector Module (BL 3006) - Can be switched to motion detection mode; will illuminate when motion is detected and go off 30 seconds after last motion is detected. Can be turned on or off indefinitely as any ceiling light. Ideal for hallways, kitchens and bathrooms. If installed with Photo Cell (BL 3008) module, then the fixture will be reprogrammed automatically to activate light when motion is detected only at nighttime.



PCB Adapter Module (BL 3007) - This adapter allows you to insert a variety of custom modules, including a dimmer dial, LED night light, motion sensor and more. It automatically reprograms the light fixture each time a new module is inserted. One adapter per fixture is required if any upgraded module is to be used.



Day/Night Sensor Module (BL 3008) - With this sensor the light will come on automatically at nighttime, and turn off automatically when daytime arrives. Can be turned on or off at the switch. If installed with Motion Detector (BL 3006) module, then the fixture will be reprogrammed automatically to activate light when motion is detected only at nighttime.